




























































Activity Type and Code	Activity Title	Activity description	Subject	Odyssey Level	Off-Line Resources	Quarter
6.1.5 Slight Differences in Word Meaning						<b>Q1</b>
56364	Synonyms	Synonyms	LA	5		<b>Q1</b>
67311	Homophones and Homographs	Homophones and Homographs	LA	6		<b>Q1</b>
6484	Which Word Is the Right Word?	Use Standard English in grade level appropriate composition. Correctly use the following: "good/well; who/whom between/among; which/that/who." (The learner will use appropriate grammatical and mechanical conventions of language in written compositions.	LA	6		<b>Q1</b>
6.2.7 Conclusions						<b>Q1</b>
56357	Literature: Mother and Daughter	Literature: Mother and Daughter	LA	5		<b>Q1</b>
56359	Comprehension 2: Draw Conclusions	Comprehension 2: Draw Conclusions	LA	5		<b>Q1</b>
56336	Literature: The Birchbark House	Literature: The Birchbark House	LA	5		<b>Q1</b>
56338	Comprehension 2: Make Inferences	Comprehension 2: Make Inferences	LA	5		<b>Q1</b>
6.2.9 Cause and Effect						<b>Q1</b>
41324	Story The Toothpaste Millionaire	Student will read a variety of text, develop reading fluency, develop vocabulary, and recognize words in context. The authentic literature, The Toothpaste Millionaire, includes vocabulary words and a glossary. There is optional audio support to model fluency.	LA	4		<b>Q1</b>
41326	Comprehension The Toothpaste Tubing Tornado (cause and effect)	Student will recognize cause and effect relationships in the fiction piece, The Toothpaste Millionaire. Student will make and explain inferences to determine causes and effects. Student will demonstrate comprehension of a variety of texts (fiction).	LA	4		<b>Q1</b>
56357	Literature: Mother and Daughter	Literature: Mother and Daughter	LA	5		<b>Q1</b>
56358	Comprehension 1: Cause and Effect	Comprehension 1: Cause and Effect	LA	5		<b>Q1</b>
6.2.10 Read 25 Various Books						<b>Q1</b>
6574	Genres	Determine the reading level of a selection, and choose books that are at your level. Briefly describe these genres of literature: fiction, nonfiction, biography, and poetry. Select 25 books to read during the course of the year.	LA	6		<b>Q1</b>
6.3.2 Character Effects on Plot						<b>Q1</b>
41286	Story Sarah, Plain and Tall	Student will read a variety of text, develop reading fluency, develop vocabulary, and recognize words in context. The authentic literature, Sarah, Plain and Tall, includes vocabulary words and a glossary. There is optional audio support to model fluency.	LA	4		<b>Q1</b>





















 41287	Comprehension Back on the Trail (character's actions)	Student will identify story elements and make inferences and draw conclusions based on information in the story, Sarah, Plain and Tall. Student will use a variety of strategies to comprehend reading selections.	LA	4		<b>Q1</b>
 56336	Literature: The Birchbark House	Literature: The Birchbark House	LA	5		<b>Q1</b>
 56337	Comprehension 1: Character, Plot, Setting	Comprehension 1: Character, Plot, Setting	LA	5		<b>Q1</b>
 6.3.3 Influence of Setting						<b>Q1</b>
 76313	Setting I	Students will determine whether a story describes a location and/or a time, and whether it is specific or general.	LA	7		<b>Q1</b>
 76314	Setting II		LA	7		<b>Q1</b>
 76315	Setting III	Students will note the mood that the setting describes using direct and indirect clues.	LA	7		<b>Q1</b>
 6.4.1 Key Ideas for Writing						<b>Q1</b>
 3269	Start with a Plan	Use a variety of strategies to prepare for writing (lists, story maps, webs, group related ideas, and graphic organizers). (The learner will write to communicate ideas and information in clear, concise, organized language that varies in content and form.	LA	3		<b>Q1</b>
 33993	Think Tank	Use a variety of strategies to prepare for writing (lists, story maps, webs, group related ideas, and graphic organizers). (The learner will write to communicate ideas and information in clear, concise, organized language that varies in content and form.	LA	3		<b>Q1</b>
 3268	Take It One Step at a Time: Writing Begins with Prewriting	Use a variety of strategies to prepare for writing (lists, story maps, webs, group related ideas, and graphic organizers). (The learner will write to communicate ideas and information in clear, concise, organized language that varies in content and form.	LA	3		<b>Q1</b>
 Lesson Quiz: Prewriting Strategies			LA	3		<b>Q1</b>
 6.4.8 Review, Evaluate and Revise						<b>Q1</b>
 5065	Revision	Apply knowledge of revision strategies, such as combining sentences, substituting words, and expanding ideas. (The learner will write in clear, concise, organized language that varies in content and form for different audiences and purposes).	LA	5		<b>Q1</b>
 5066	How to Revise Your Writing	Apply knowledge of revision strategies, such as combining sentences, substituting words, and expanding ideas. (The learner will write in clear, concise, organized language that varies in content and form for different audiences and purposes).	LA	5		<b>Q1</b>
 Lesson Quiz: Revision Strategies			LA	5		<b>Q1</b>
























 6.4.9 Edit and Proofread						<b>Q1</b>
 5149	Proofreading Made Easy	Write an outline, organizing information by main ideas and Support ideas. (The learner will write in clear, concise, organized language that varies in content and form for different audiences and purposes).	LA	5		<b>Q1</b>
 5031	Editing Your Work	Edit final copies of original writing for appropriate conventions of written language. (The learner will write in clear, concise, organized language that varies in content and form for different audiences and purposes).	LA	5		<b>Q1</b>
	Lesson Quiz: Editing		LA	5		<b>Q1</b>
 6.4.10 Revise for Organization of Paragraphs						<b>Q1</b>
 6586	On the Write Track!	Use the steps of the writing process (plan, draft, write, revise, edit, print, and share) to create paragraphs and multiple-paragraph essays. Choose a topic and then choose to write to persuade, entertain, or inform.	LA	6		<b>Q1</b>
 5219	Writing Better Paragraphs	Write a complete paragraph by using a topic sentence and Support sentences. (The learner will write in clear, concise, organized language that varies in content and form for different audiences and purposes).	LA	5		<b>Q1</b>
	Lesson Quiz: Writing a Complete Paragraph		LA	5		<b>Q1</b>
 6.5.1 Write Narratives						<b>Q1</b>
 508	Elements of a Story	Characters! Setting! Conflict! Turning point! Find out about these and other story elements as you revisit some fairy tales that may be old favorites of yours. Identifies and uses literary terminology (including setting, plot, character, problem, solutions).	LA	4		<b>Q1</b>
 6564	Elements of Fiction	Determine the defining characteristics of fiction, including fantasy, mystery, science fiction, realistic fiction, and suspense. (The learner will develop an appreciation for the different genres of literature.)	LA	6		<b>Q1</b>
 5200	How to Write a Story	Write narratives with common story elements, such as plot, character, theme and setting. (The learner will write in clear, concise, organized language that varies in content and form for different audiences and purposes).	LA	5		<b>Q1</b>
	Lesson Quiz: Elements of a Story		LA	5		<b>Q1</b>
 6.5.1 Extended Suspense						<b>Q1</b>
 56003	Suspense in Funville	Write narratives with common story elements, such as plot, character, theme and setting. (The learner will write in clear, concise, organized language that varies in content and form for different audiences and purposes).	LA	5		<b>Q1</b>
 5232	On the Edge of Your Seat	Describe the defining characteristics of suspense. Read suspense stories. (The learner will read and respond to a wide range of writing and will recognize literature as a record of human experience).	LA	5		<b>Q1</b>





















 5233	Suspenseful Stories	Describe the defining characteristics of suspense. Read suspense stories. (The learner will read and respond to a wide range of writing and will recognize literature as a record of human experience).	LA	5		<b>Q1</b>
	Lesson Quiz: Elements of Suspense		LA	5		<b>Q1</b>
	6.5.2 Write Compare and Contrast					<b>Q1</b>
 41268	Background Getting to the Facts	Student will engage in a thematic discovery activity that activates prior knowledge to anticipate meaning and make sense of texts. Student will read from varied sources (newspaper) and for varied purposes. Student will monitor his or her own comprehension	LA	4		<b>Q1</b>
 41269	Book Natural Disasters	Student will read a variety of text, develop reading fluency, develop vocabulary, and recognize words in context. The authentic literature, Natural Disasters, includes vocabulary words and a glossary. There is optional audio support to model fluency.	LA	4		<b>Q1</b>
 41270	Comprehension Cleaning up Comparisons (compare & contrast)	Student will compare and contrast different disasters from the nonfiction piece, Natural Disasters. Student will use text organizers, including headings, graphic features, and tables to locate and organize information. Keywords: natural disasters	LA	4		<b>Q1</b>
 41304	Newscast/Compare Contrast	Student will write a response to one of two prompts in a word processing environment. Student will write a descriptive story from the perspective of a newscaster in a natural disaster or student will write an essay comparing and contrasting two natural disasters.	LA	4		<b>Q1</b>
 297	How to Use a Thesaurus	Learn how to use a thesaurus. Prove that you know what synonyms and antonyms are! Read a story and substitute some of the words with synonyms that you find in a thesaurus. Develop competency in using word-reference materials such as a dictionary.	LA	4		<b>Q1</b>
 56364	Synonyms	Synonyms	LA	5		<b>Q1</b>
	6.5.8 Timed Writing Stay on Topic					<b>Q1</b>
 40812	Stick to it, Carlos!	Write from personal experiences, thoughts, and feelings. (The learner will write to communicate ideas and information effectively for a variety of purposes: to inform, to persuade, to influence, to respond, and to create).	LA	4		<b>Q1</b>
	6.6.1 Types of Sentences					<b>Q1</b>
 41273	Language Analysis Fix the Phone Lines (combining sentences)	Student will combine simple sentences. Student will combine related sentences. Student will combine short, related sentences with appositives, participial phrases, adjectival, adverbial, and prepositional phrases. Student applies standard grammar and usage.	LA	4	 	<b>Q1</b>
















	6427	Sentence School	Demonstrate that sentences are composed of a subject and a predicate, and identify sentence fragments and run-on sentences. (The learner will use appropriate grammatical and mechanical conventions of language in written compositions).	LA	6		<b>Q1</b>
		Lesson Quiz: Sentence Structure		LA	6		<b>Q1</b>
	6.6.4 Capitalization						<b>Q1</b>
	6441	Capitalization	Capitalize names of organizations, nationalities, races, languages, and religions, as well as titles of books, stories, poems, songs, and articles. (The learner will use appropriate grammatical and mechanical conventions of language in written compositions).	LA	6		<b>Q1</b>
	6488	It's Capital!	Capitalize names of organizations, nationalities, races, languages, and religions, as well as titles of books, stories, poems, songs, and articles. (The learner will use appropriate grammatical and mechanical conventions of language in written composition	LA	6		<b>Q1</b>
		Lesson Quiz: Capitalization		LA	6		<b>Q1</b>
	76352	Capitalize Proper Nouns I	Students will identify proper nouns and their capitalization.	LA	7		<b>Q1</b>
	76353	Capitalize Proper Nouns II	Students will identify proper nouns and their capitalization.	LA	7		<b>Q1</b>
	6.6.5 Spell Contractions						<b>Q1</b>
	41327	Mechanics Contraction Contraction (contractions)	Student will identify and create contractions. Student will use apostrophes to identify contractions. Student will apply the conventions of punctuation. Student will use strategies to edit. Keywords: mechanics, inventors, inventions, machines, science	LA	4		<b>Q1</b>
	67301	Contractions / Pronouns	Contractions / Pronouns	LA	6		<b>Q1</b>
	6.1.4: Understand unknown words						<b>Q2</b>
	5276	Using Context Clues when Reading	Use text organizers, such as type, headings, and graphics, to predict and categorize information in informational texts. (The learner will demonstrate proficiency in general reading skills and strategies and will continue to develop vocabulary and fluency.	LA	5		<b>Q2</b>
	5277	Word Structure	Use text organizers, such as type, headings, and graphics, to predict and categorize information in informational texts. (The learner will demonstrate proficiency in general reading skills and strategies and will continue to develop vocabulary and fluency	LA	5		<b>Q2</b>
		Lesson Quiz: Structure of Words		LA	5		<b>Q2</b>
	6.2.1: Identify structural features of popular media						<b>Q2</b>
















 6534	Purpose for Reading	Demonstrate the use of a variety of reading styles and speed to fit different types of text, including poetry, novels, textbooks, instruction manuals, and newspapers. (The learner will apply reading strategies and develop vocabulary-building skills).	LA	6		<b>Q2</b>
	Lesson Quiz: Different Reading Styles		LA	6		<b>Q2</b>
 6567	Newspapers	Determine the defining characteristics of newspapers. Determine that an author's purpose is to entertain, inform, or persuade, and relate an author's purpose to specific details within selected articles of the newspaper. Compare editorials to the use of persuasion.	LA	6		<b>Q2</b>
 6580	Extra! Extra!	Determine the defining characteristics of newspapers. Determine that an author's purpose is to entertain, inform, or persuade, and relate an author's purpose to specific details within selected articles of the newspaper. Compare editorials to the use of persation.	LA	6		<b>Q2</b>
	Lesson Quiz: Characteristics of a Newspaper		LA	6		<b>Q2</b>
 6578	Reading a Biography	Determine the defining characteristics of a biography, and read a biography of Marie Curie. (The learner will develop an appreciation for the different genres of literature and will recognize that a literary text may elicit a variety of valid response	LA	6		<b>Q2</b>
	Lesson Quiz: Characteristics of a Biography		LA	6		<b>Q2</b>
	6.2.2: Analyze text with compare/contrast pattern					<b>Q2</b>
 41269	Book Natural Disasters	Student will read a variety of text, develop reading fluency, develop vocabulary, and recognize words in context. The authentic literature, Natural Disasters, includes vocabulary words and a glossary. There is optional audio support to model fluency.	LA	4		<b>Q2</b>
 41270	Comprehension Cleaning up Comparisons (compare & contrast)	Student will compare and contrast different disasters from the nonfiction piece, Natural Disasters. Student will use text organizers, including headings, graphic features, and tables to locate and organize information. Keywords: natural disasters	LA	4		<b>Q2</b>
 56346	Literature: The Giver	Literature: The Giver	LA	5		<b>Q2</b>
 56349	Comprehension 2: Compare/Contrast	Comprehension 2: Compare/Contrast	LA	5		<b>Q2</b>
 67262	Literature: My Brooklyn Grandmother	Literature: My Brooklyn Grandmother	LA	6		<b>Q2</b>
 67264	Comprehension 2: Compare/Contrast	Comprehension 2: Compare/Contrast	LA	6		<b>Q2</b>





















 6.2.4: Clarify an understanding of texts						<b>Q2</b>
 5101	Retell a Story	Retell main points to demonstrate interpretation of challenging texts. (The learner will demonstrate proficiency in general reading skills and strategies and will continue to develop vocabulary and fluency in reading).	LA	5		<b>Q2</b>
 5299	Retell, Relearn	Retell main points to demonstrate interpretation of challenging texts. (The learner will demonstrate proficiency in general reading skills and strategies and will continue to develop vocabulary and fluency in reading).	LA	5		<b>Q2</b>
	Lesson Quiz: Interpreting Text		LA	5		<b>Q2</b>
 56346	Literature: The Giver	Literature: The Giver	LA	5		<b>Q2</b>
 56348	Comprehension 1: Summarize	Comprehension 1: Summarize	LA	5		<b>Q2</b>
 6.2.6: Determine author's conclusions						<b>Q2</b>
 6514	Getting to the Bottom of What You Read	Demonstrate comprehension skills, such as distinguishing between fact and opinion, cause and effect, and fantasy and reality. (The learner will apply reading strategies and develop vocabulary-building skills).	LA	6		<b>Q2</b>
 6531	Believe It or Not	Demonstrate comprehension skills, such as distinguishing between fact and opinion, cause and effect, and fantasy and reality. (The learner will apply reading strategies and develop vocabulary-building skills).	LA	6		<b>Q2</b>
	Lesson Quiz: Comprehension Skills		LA	6		<b>Q2</b>
 76329	Fact and Opinion I	Students will differentiate between fact and opinion, and recognize qualifiers that limit or restrict meaning such as "most," "best," or "always."	LA	7		<b>Q2</b>
 6.2.7: Make/support reasonable statements						<b>Q2</b>
 645	Reading Carefully	Adjust reading strategies and speed to fit the purpose and difficulty of the text by using such skills as skimming, scanning, reading carefully, and rereading. (The learner will use a variety of strategies and techniques to comprehend and respond to)	LA	4		<b>Q2</b>
 779	Reading to Learn	Adjust reading strategies and speed to fit the purpose and difficulty of the text by using such skills as skimming, scanning, reading carefully, and rereading. (The learner will use a variety of strategies and techniques to comprehend and respond to)	LA	4		<b>Q2</b>
	Lesson Quiz: Reading Strategies		LA	4		<b>Q2</b>
 67272	Literature: Far North Part 1	Literature: Far North Part 1	LA	6		<b>Q2</b>
 67273	Literature: Far North Part 2	Literature: Far North Part 2	LA	6		<b>Q2</b>















 67275	Comprehension 2: Make Inferences	Comprehension 2: Make Inferences	LA	6		<b>Q2</b>
 6.2.9* Cause and Effect						<b>Q2</b>
 67283	Literature: Growing Up in Coal Country Part 1	Literature: Growing Up in Coal Country Part 1	LA	6		<b>Q2</b>
 67285	Comprehension 1: Cause and Effect	Comprehension 1: Cause and Effect	LA	6		<b>Q2</b>
 6.4.3: Write informational multiple paragraphs						<b>Q2</b>
 41324	Story The Toothpaste Millionaire	Student will read a variety of text, develop reading fluency, develop vocabulary, and recognize words in context. The authentic literature, The Toothpaste Millionaire, includes vocabulary words and a glossary. There is optional audio support to model fluency.	LA	4		<b>Q2</b>
 41325	Exposition on Teamwork	Student will write a response to one of two prompts in a word processing environment. Student will explain how teamwork can make one successful or student will write about the pros and cons of an advertisement, taking a side or position.	LA	4		<b>Q2</b>
 76459	Writing Application Teach Activity	Through direct instruction and practice, the student will focus on writing a simple expository description of a real object, person, place, or event as it relates to a newspaper article.	LA	7		<b>Q2</b>
 76460	Writing Application Check	The student will be assessed on how to write a newspaper article.	LA	7		<b>Q2</b>
 76461	Newspaper Article	The student will respond to the prompt by writing a news story about one of their favorite things, places, or events. An expository rubric for authentic assessment is used.	LA	7		<b>Q2</b>
 6.4.4: Use variety of organizational patterns						<b>Q2</b>
 67265	Writing 1: How-to	Writing 1: How-to	LA	6		<b>Q2</b>
 67317	How-to Article		LA	6		<b>Q2</b>
 6.4.6: Use electronic text features to find info						<b>Q2</b>
 6525	Vocabulary Unit 6: Words from Computer Technology	Demonstrate increased vocabulary and enhanced language use. Unit 6: Words from technology, including word processor, software, hardware, font, icon, prompt, database, prototype, disk, virtual reality.	LA	6		<b>Q2</b>
 6620	Lesson Quiz: Technology Vocabulary		LA	6		<b>Q2</b>
 6620	Careers in Language Arts	Research and report on careers in the field of language arts, to include journalism, library science, publishing, advertising, and theater (television, movies, video, and video-game creation).	LA	6		<b>Q2</b>
 6620	Lesson Quiz: Careers in Language Arts		LA	6		<b>Q2</b>
 6.5.2: Write descriptions, explanations, compare/contrast						<b>Q2</b>
 56339	Writing 1: Safety Guide	Writing 1: Safety Guide	LA	5		<b>Q2</b>
 56384	Using Description		LA	5		<b>Q2</b>


















 56340	Writing 2: Informative Article	Writing 2: Informative Article	LA	5		<b>Q2</b>
 56385	Writing to Inform		LA	5		<b>Q2</b>
 6.5.3: Write research reports						<b>Q2</b>
 303	How to Research and Write a Report	Learn how to use the library to do research. Discover the card catalog and the art of taking notes and outlining. Finally, choose a topic and write a report on it. Then pick up your Report Prize! Use information sources to research a topic.	LA	4		<b>Q2</b>
 5068	Just the Facts	Write a research report and cite reference sources. (The learner will write in clear, concise, organized language that varies in content and form for different audiences and purposes).	LA	5		<b>Q2</b>
 5246	Research Report	Write a research report and cite reference sources. (The learner will write in clear, concise, organized language that varies in content and form for different audiences and purposes).	LA	5		<b>Q2</b>
 Lesson Quiz: Writing a Research Report			LA	5		<b>Q2</b>
 56368	Writing 1: Interview / News Report	Writing 1: Interview / News Report	LA	5		<b>Q2</b>
 56390	Interview/News Report		LA	5		<b>Q2</b>
 6.6.1: Use simple, complex sentences						<b>Q2</b>
 67268	Simple and Compound	Simple and Compound	LA	6		<b>Q2</b>
 8228	Complex Sentences I	Students will learn the rules for forming complex sentence, determine clauses needed to create complex sentences, differentiate between types of sentence, and identify subordinating conjunctions in sentences.	LA	8		<b>Q2</b>
 8229	Complex Sentences II	Students will apply their knowledge of subordinating conjunctions to recognize the correct punctuation of complex sentences.	LA	8		<b>Q2</b>
 6.6.3: Use colons/semicolons/commas						<b>Q2</b>
 76366	Colons and Semicolons	Students will learn rules for colon and semicolon usage.	LA	7		<b>Q2</b>
 76362	Commas in Compound Sentences	Students will learn rules of comma usage in compound sentences.	LA	7		<b>Q2</b>
 598	The Comma Connection	Would you like to travel? You're going on a trip across the country while you learn four rules of commas. Correctly use commas in series, dates, addresses, and compound sentences.	LA	4		<b>Q2</b>
 Lesson Quiz: Use of Commas			LA	4		<b>Q2</b>
 5293	Using Punctuation: Commas and Semicolons	Use internal punctuation to separate word groups. (The learner will use appropriate conventions of written language).	LA	5		<b>Q2</b>
 Lesson Quiz: Punctuation			LA	5		<b>Q2</b>

















 6.6.5: Spell correctly						<b>Q2</b>
 6447	Spelling Unit 2: Red Lesson	Consistently apply rules of spelling. Unit 2: Frequently confused word pairs, 30 words, including accept, except, affect, effect, principle, principal, course, coarse, flair, flare.	LA	6		<b>Q2</b>
 6448	Spelling Unit 2: Blue Lesson	Consistently apply rules of spelling. Unit 2: Frequently confused word pairs, 30 words, including <i>accept, except, affect, effect, principle, principal, course, coarse, flair, flare.	LA	6		<b>Q2</b>
 6449	Spelling Unit 2: Green Lesson	Consistently apply rules of spelling. Unit 2: Frequently confused word pairs, 30 words, including accept, except, affect, effect, principle, principal, course, coarse, flair, flare.	LA	6		<b>Q2</b>
	Lesson Quiz: Confused Word Pairs		LA	6		<b>Q2</b>
 6.7.2: Identify tone in oral communication						<b>Q2</b>
 56014	Listening to Me	Listen to, identify, and then summarize main ideas of a speech or lecture. (The learner will demonstrate competence in speaking and listening skills and recognize that both skills are tools for learning).	LA	5		<b>Q2</b>
 5265	Listening to Speeches	Listen to, identify, and then summarize main ideas of a speech or lecture. (The learner will demonstrate competence in speaking and listening skills and recognize that both skills are tools for learning).	LA	5		<b>Q2</b>
 5266	Main Ideas	Listen to, identify, and then summarize main ideas of a speech or lecture. (The learner will demonstrate competence in speaking and listening skills and recognize that both skills are tools for learning).	LA	5		<b>Q2</b>
	Lesson Quiz: Listening Effectively		LA	5		<b>Q2</b>
 6.7.4: Select a focus, an organizational structure						<b>Q2</b>
 6603	Listening for a Purpose	Determine the purposes for listening, including to gain information, to solve problems, to enjoy, and to appreciate. (The learner will demonstrate competence in speaking and listening in a variety of situations).	LA	6		<b>Q2</b>
 6609	Listen Up!	Determine the purposes for listening, including to gain information, to solve problems, to enjoy, and to appreciate. (The learner will demonstrate competence in speaking and listening in a variety of situations).	LA	6		<b>Q2</b>
	Lesson Quiz: Purposes of Listening		LA	6		<b>Q2</b>
 6.7.7: Use effective timing to sustain audience interest						<b>Q2</b>




	375	Speaking Skills: Poetry	Practice your speaking skills by learning how to read a poem aloud! Speak effectively by using proper pace, volume, stress, and enunciation, and correct pronunciation. (The learner will adhere to the conventions of language to communicate ideas orally)	LA	4		<b>Q2</b>
		Lesson Quiz: Effective Speaking		LA	4		<b>Q2</b>
	5239	Effective Speeches	Demonstrate use of oral language effectively by control of eye contact, speaking rate, volume, and enunciation. (The learner will demonstrate competence in speaking and listening skills and recognize that both skills are tools for learning).	LA	5		<b>Q2</b>
	5229	How to Speak Effectively	Demonstrate use of oral language effectively by control of eye contact, speaking rate, volume, and enunciation. (The learner will demonstrate competence in speaking and listening skills and recognize that both skills are tools for learning).	LA	5		<b>Q2</b>
		Lesson Quiz: Elements of Public Speaking		LA	5		<b>Q2</b>
	6.7.11: Deliver informative presentations						<b>Q2</b>
	445	Fantasy Vacation	If you could choose to go on a vacation anywhere in the world, where would it be? In this activity, you will have the chance to write and present an oral presentation on where you would like to go. Express ideas orally in an organized, comprehensible mann	LA	4		<b>Q2</b>
		Lesson Quiz: Oral Expression of Ideas		LA	4		<b>Q2</b>
	5253	Speak Well	Use spoken language concisely and creatively, depending on the purpose of communication. (The learner will demonstrate competence in speaking and listening skills and recognize that both skills are tools for learning).	LA	5		<b>Q2</b>
	5254	Speak Clearly and Concisely	Use spoken language concisely and creatively, depending on the purpose of communication. (The learner will demonstrate competence in speaking and listening skills and recognize that both skills are tools for learning).	LA	5		<b>Q2</b>
		Lesson Quiz: Speaking Correctly		LA	5		<b>Q2</b>
	6.1.4 Understand unknown words in text using clues						<b>Q3</b>
	76296	Use Context Clues I	Student will use context clues to define new words, define underlined words, and use punctuation to identify definitions.	LA	7		<b>Q3</b>
	76297	Use Context Clues II	Students will use context clues to identify new words and definitions of words. Students will also learn signal words that cue the meaning of the word.	LA	7		<b>Q3</b>
	6.2.7 Make & support statements about text						<b>Q3</b>

 56359	Comprehension 2: Draw Conclusions	Comprehension 2: Draw Conclusions	LA	5		<b>Q3</b>
 6.2.8 Note instances of persuasion, propaganda, and faulty reasoning						<b>Q3</b>
 76334	Recognize Author's Bias I	Students will practice critical reading to detect bias by a writer and identify persuasion techniques that promote bias such as testimonial, bandwagon, and loaded words.	LA	7		<b>Q3</b>
 6.2.9 Analyze text using cause/effect organization.						<b>Q3</b>
 691	Choosing a Good Reading Road	What's the quickest way to a library in your town? Is there only one way to go? Like traveling to a library, there are several good roads to better understanding of what you read. Practice various reading strategies and techniques to understand written material.	LA	4		<b>Q3</b>
 6.2.10 Read 2535 books per year						<b>Q3</b>
 41269	Book Natural Disasters	Student will read a variety of text, develop reading fluency, develop vocabulary, and recognize words in context. The authentic literature, Natural Disasters, includes vocabulary words and a glossary. There is optional audio support to model fluency.	LA	4		<b>Q3</b>
 6.4.4 Use a variety of organizational patterns						<b>Q3</b>
 67265	Writing 1: How-to	Writing 1: How-to	LA	6		<b>Q3</b>
 6.4.8 Review, evaluate & revise for meaning						<b>Q3</b>
 6429	Your Side of the Story	Use the steps of the writing process (plan, draft, write, revise, edit, print, and share), and use multimedia to create an autobiographical story (e.g., the day you were born, before you started school, a typical day, your family, your friends.)	LA	6		<b>Q3</b>
 6.4.9 Edit & proofread using a checklist						<b>Q3</b>
 3198	Tools of the Trade	Edit others' writings by using the established conventions of punctuation and grammar. (The learner will apply grammatical and mechanical conventions in written compositions).	LA	3		<b>Q3</b>
 6.4.10 Revise to improve organization of ideas						<b>Q3</b>
 5065	Revision	Apply knowledge of revision strategies, such as combining sentences, substituting words, and expanding ideas. (The learner will write in clear, concise, organized language that varies in content and form for different audiences and purposes).	LA	5		<b>Q3</b>
 6.5.5 Write persuasive compositions						<b>Q3</b>
 67299	Writing 2: Persuasive Speech	Writing 2: Persuasive Speech	LA	6		<b>Q3</b>
 6593	Author! Author!	Use the steps of the writing process (plan, draft, write, revise, edit, print, and share) to create paragraphs and multiple-paragraph essays. Choose a topic and then choose to write to persuade, entertain, or inform.	LA	6		<b>Q3</b>
 6.5.7 Write for different purposes & audiences						<b>Q3</b>

 56327	Comprehension 1: Author's Purpose	Comprehension 1: Author's Purpose	LA	5		<b>Q3</b>
 6.6.5 Spell correctly freq. misspelled words						<b>Q3</b>
 6449	Spelling Unit 2: Green Lesson	Consistently apply rules of spelling. Unit 2: Frequently confused word pairs, 30 words, including accept, except, affect, effect, principle, principal, course, coarse, flair, flare.	LA	6		<b>Q3</b>
 6456	Spelling Unit 5: Red Lesson	Consistently apply rules of spelling. Unit 5: words containing "ie" or "ei". 30 words, including: receive, ceiling, deceive, achievement, chief, wield, weird, sleigh, reins, beige.	LA	6		<b>Q3</b>
 6.7.3 Restate & carry out mult. step oral instructions						<b>Q3</b>
 377	Speaking and Listening Skills: Directions	Learn how to give clear directions and how to follow directions.	LA	4		<b>Q3</b>
 6.7.9 ID persu & prop techniques						<b>Q3</b>
 6557	Propaganda Techniques	Identify common propaganda techniques used in the media. Point out examples of false advertising in television ads for toys, and emotional versus logical arguments found in editorials and opinion pages. Determine whether they contain strong or weak argume	LA	6		<b>Q3</b>
 6547	Propaganda	Identify common propaganda techniques used in the media. Point out examples of false advertising in television ads for toys, and emotional versus logical arguments found in editorials and opinion pages. Determine whether they contain strong or weak arguments.	LA	6		<b>Q3</b>
 6.1.2						<b>Q4</b>
 40792	Figure Me Out!	Identifies and uses literary terminology (including setting, plot, character, problem, solution, theme, simile, alliteration, and metaphors). (The learner will read and respond to a variety of literature: fiction, nonfiction, biography, <b>poetry</b> , folkl	LA	4		<b>Q4</b>
 5100	Making a Point with Writing	Write compositions including both literal and figurative language. (The learner will write in clear, concise, organized language that varies in content and form for different audiences and purposes).	LA	5		<b>Q4</b>
 6.1.3						<b>Q4</b>
 6444	Spelling Unit 1: Red Lesson	Consistently apply rules of spelling. Unit 1: Demonstrate the influence of other languages and cultures on the spelling of English words (etymology), including words from ancient Rome (Latin), 30 words, including <i>infinity, hospital, peace, romance, bon	LA	6		<b>Q4</b>

 6445	Spelling Unit 1: Blue Lesson	Consistently apply rules of spelling. Unit 1: Demonstrate the influence of other languages and cultures on the spelling of English words (etymology), including words from ancient Rome (Latin), 30 words, including infinity, hospital, peace, romance.	LA	6		<b>Q4</b>
 6446	Spelling Unit 1: Green Lesson	Consistently apply rules of spelling. Unit 1: Demonstrate the influence of other languages and cultures on the spelling of English words (etymology), including words from ancient Rome (Latin), 30 words, including <i>infinity, hospital, peace, romance.	LA	6		<b>Q4</b>
 6.1.4						<b>Q4</b>
 690	Reading Power	Flex those reading muscles! Build your reading power with strategies that make you a stronger reader! Practice various reading strategies and techniques to understand written material.	LA	4		<b>Q4</b>
 6.2.3						<b>Q4</b>
 76311	Details I	Students will identify important details from a passage, recall facts and Support details, and examine details that answer the 5 "W"s (who, what, where, when, and why) questions.	LA	7		<b>Q4</b>
 67263	Comprehension 1: Main Idea	Comprehension 1: Main Idea	LA	6		<b>Q4</b>
 6.2.7						<b>Q4</b>
 645	Reading Carefully	Adjust reading strategies and speed to fit the purpose and difficulty of the text by using such skills as skimming, scanning, reading carefully, and rereading. (The learner will use a variety of strategies and techniques to comprehend and respond to	LA	4		<b>Q4</b>
 6.2.10						<b>Q4</b>
 56358	Comprehension 1: Cause and Effect	Comprehension 1: Cause and Effect	LA	5		<b>Q4</b>
 6.3.1						<b>Q4</b>
6.3.1 Core Content						<b>Q4</b>
 6561	The Love of Reading	Determine the reading level of a selection, and choose books that are at your level. Briefly describe these genres of literature: fiction, nonfiction, biography, and poetry. Select 25 books to read during the course of the year,	LA	6		<b>Q4</b>
 6.3.4						<b>Q4</b>
 67306	Comprehension 2: Analyze Lang: Literary Devices	Comprehension 2: Analyze Lang: Literary Devices	LA	6		<b>Q4</b>
 6.3.5						<b>Q4</b>
 5291	Point of View	Distinguish between first- and third-person point of view. (The learner will write in clear, concise, organized language that varies in content and form for different audiences and purposes).	LA	5		<b>Q4</b>

 5292	Point of View in Literature	Distinguish between first- and third-person point of view. (The learner will write in clear, concise, organized language that varies in content and form for different audiences and purposes).	LA	5		<b>Q4</b>
 6.3.6						<b>Q4</b>
 5232	On the Edge of Your Seat	Describe the defining characteristics of suspense. Read suspense stories. (The learner will read and respond to a wide range of writing and will recognize literature as a record of human experience).	LA	5		<b>Q4</b>
 6.3.7						<b>Q4</b>
 41291	Language Analysis Paint a Picture (imagery)	Student will understand the use of literary devices (imagery). Student will define figurative language and identify its use in literary works. Student will make and explain inferences. Student will draw on experiences to bring meanings to words in context	LA	4	 	<b>Q4</b>
 5214	Amazing Alliteration and "Oink," It's Onomatopoeia	Identify onomatopoeia and alliteration in poetry. (The learner will read and respond to a wide range of writing and will recognize literature as a record of human experience).	LA	5		<b>Q4</b>
 6.3.8						<b>Q4</b>
 67264	Comprehension 2: Compare/Contrast	Comprehension 2: Compare/Contrast	LA	6		<b>Q4</b>
 6.4.8						<b>Q4</b>
 3270	The Writing Process Leads to a Perfect Product	Use the steps of the writing process (plan, draft, write, revise, edit, print, and share) to write a letter to a friend.(The learner will write to communicate ideas and information in clear, concise, organized language that varies in content and form	LA	3		<b>Q4</b>
 6.4.9						<b>Q4</b>
 3199	Editing Checklist	Edit others' writings by using the established conventions of punctuation and grammar.(The learner will apply grammatical and mechanical conventions in written compositions).	LA	3		<b>Q4</b>
 6.5.8						<b>Q4</b>
 33993	Think Tank	Use a variety of strategies to prepare for writing (lists, story maps, webs, group related ideas, and graphic organizers). (The learner will write to communicate ideas and information in clear, concise, organized language that varies in content and form.	LA	3		<b>Q4</b>
 6.6.5						<b>Q4</b>
 6457	Spelling Unit 5: Blue Lesson	Consistently apply rules of spelling. Unit 5: words containing "ie" or "ei". 30 words, including: receive, ceiling, deceive, achievement, chief, wield, weird, sleigh, reins, beige.	LA	6		<b>Q4</b>

 6458	Spelling Unit 5: Green Lesson	Consistently apply rules of spelling. Unit 5: words containing "ie" or "ei". 30 words, including: receive, ceiling, deceive, achievement, chief, wield, weird, sleigh, reins, beige.	LA	6		<b>Q4</b>
 6.7.12						<b>Q4</b>
 300	Speech: Oral Book Report	Give an oral book report about a book you have read. Learn how to plan for a speech, to create and use your own props, and to speak clearly. Develop diverse vocabulary when speaking.	LA	4		<b>Q4</b>